

World Bank eLibrary

*Trusted Research, Publications and Data on Developing Countries
All in One User-friendly Platform*

April 2021



About the World Bank Group

WHO ARE WE?

- International Organization
- Comprised of 189 member countries with offices in more than 130 locations
- Five institutions (IBRD, IDA, IFC, MIGA, ICSID) partnering with developing countries for sustainable solutions that reduce poverty and build shared prosperity
- One of the world's largest source of funding, knowledge and technical assistance for developing countries. Works in every major area of development. The World Bank:
 - ✓ Provides a wide array of financial products such as low-interest loans, interest-free credits, and grants
 - ✓ Supports investments in areas such as education, health, infrastructure, financial and private sector development, agriculture, environmental and natural resource management...
 - ✓ Applies innovative knowledge and solutions to the challenges developing countries face

OUR MISSION

To end extreme poverty:

By reducing the share of the global population that lives in extreme poverty to 3 percent by 2030.

To promote shared prosperity:

By increasing the incomes of the poorest 40 percent of people in every country.

World Bank's Research & Knowledge

The WBG brings together knowledge and expertise across all major sectors of development.

With over 75 years of development experience, its research and knowledge is meant to **increase understanding of development issues, enrich policy research and debate, contribute to scholarly research, and support developing countries find solutions to the toughest global and local development challenges.**

Research is performed by in-house economists, international policy experts and sector specialists and development practitioners working on the ground, and external contributors.

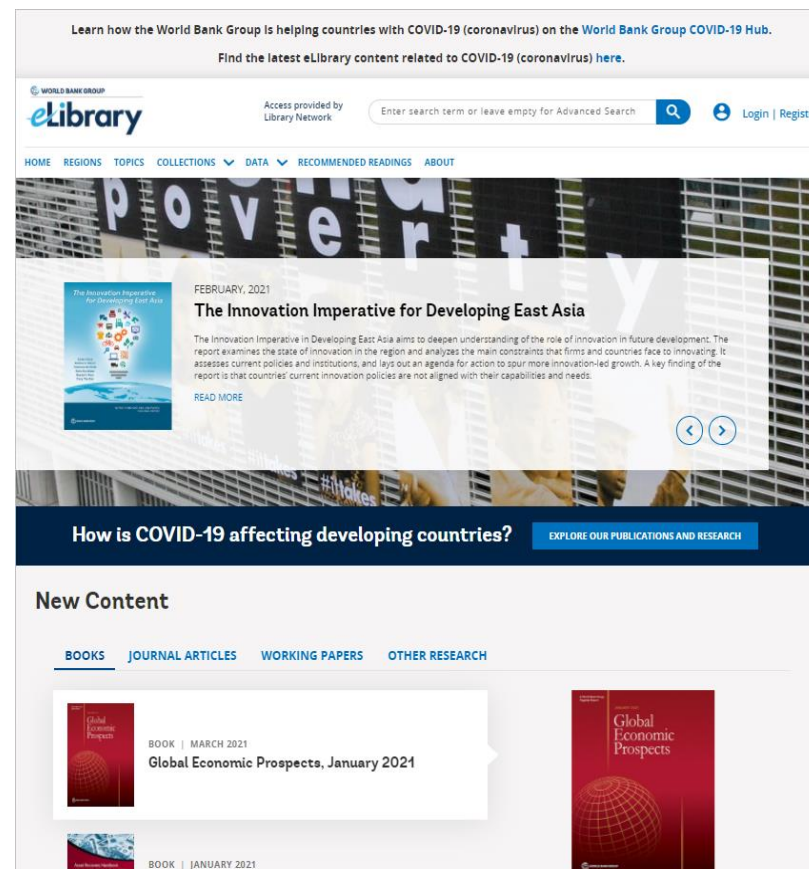


The World Bank is one of the largest sources of development knowledge

What is the World Bank eLibrary?

eLibrary focuses on making discovery, access, and use of World Bank publications, research and data easier and faster

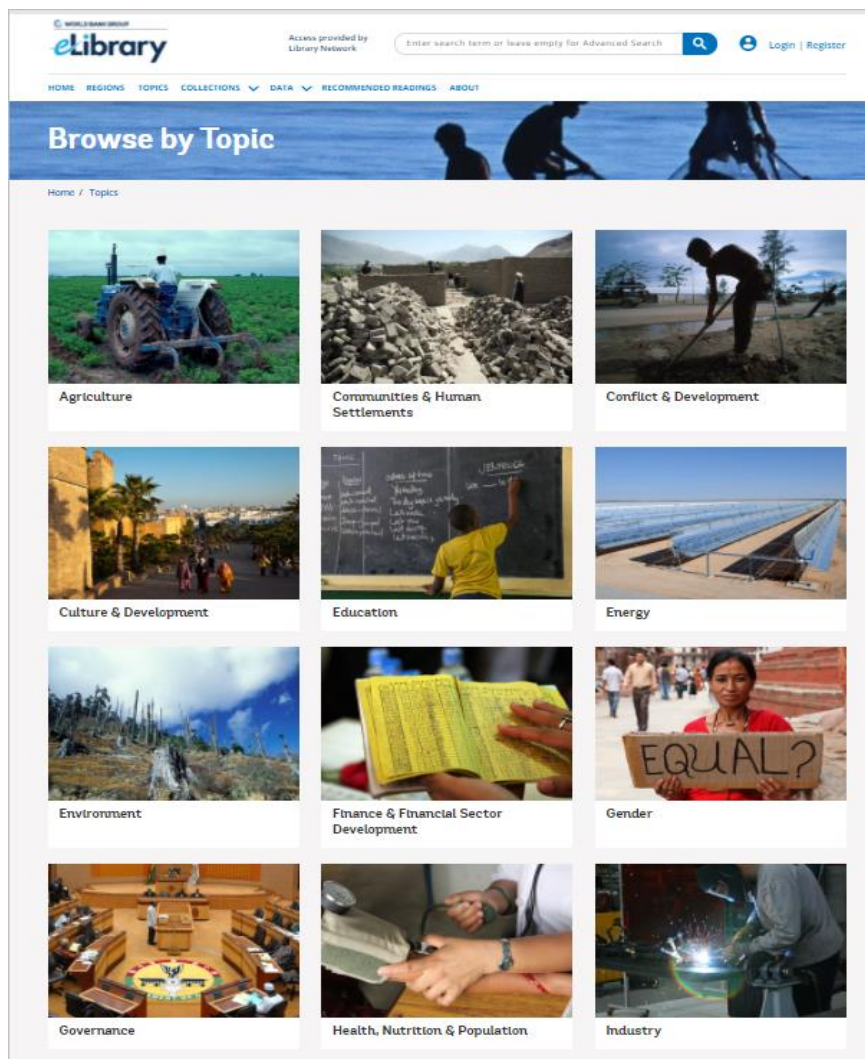
- Official subscription-based publishing platform for institutions launched in 2003.
- 27,500+ documents including the complete collection of World Bank formal publications and journals articles from *World Bank Economic Review* and *World Bank Research Observer* since the 1990s, reports, working papers, and key indicators from *World Development Indicators*, all in the same user-friendly platform.
- Designed to meet the unique needs of researchers, librarians and students.



Topics

One of the most **comprehensive collections on international development and emerging economies**

- Agriculture
- Climate change
- Conflict and fragile states
- Economics
- Education
- Gender equality
- Governance
- Law and policy
- Migration and refugees
- Public health
- Much more



Content

- Time series for 50+ of the most popular indicators from *World Development Indicators*
- 27,500+ World Bank books, chapters, reports, journal articles and working papers. Formats include PDF, ePub and Full-Text HTML for most eBooks since 2014
 - ✓ All World Bank flagship, annual publications, and reports
 - ✓ Regional, thematic, and sectoral series
 - ✓ Training manuals and handbooks
 - ✓ Working papers
 - ✓ Journal articles from *The World Bank Research Observer* and *The World Bank Economic Review*
 - ✓ Country diagnostics, assessments, and other knowledge learned as part of the World Bank's day-to-day operational and project work in developing countries and economies



Top Tools & Features

The World Bank eLibrary makes finding, reading, and using World Bank content as easy and efficient as possible for researchers, students, professors and librarians.

- Multiple ways to find, browse and access content and data
- Full text quick and advanced search
- Full-Text HTML for most eBooks since 2014 -> Chapter level access with downloadable tables and figures allowing for reading without downloading
- Citation exporting options
- Reference Linking
- Integrated eReader
- Optimized reading experience, whether on a laptop or mobile devices
- Recommended Readings and Case Studies
- Predictive Search
- Personal accounts for saving search results, alerts and favorites

To learn more about the [Tools for Users](#)

Services & Support for Librarians

Designed to meet the needs of libraries, administrators can easily manage their subscriptions and seamlessly integrate eLibrary content into their library digital catalogs

- **Multiple authentication options:** IP authentication; Single Sign-on (SSO) with OpenAthens; and seamless off-campus authentication through Google Scholar/CASA
- Cataloging support with **MARC and KBART** files
- **Indexing in major discovery services** for easy integration with library systems
- Self-generated **COUNTER-compliant usage reports** for institutions and consortia
- **Institutional Branding**
- **Perpetual downloads** and **post-cancellation use**
- Free, customized **training** and **dedicated Customer Service**

To learn more about the [Tools for Librarians](#)

Who Subscribe?

550+ institutions currently have access to eLibrary, including:

Governmental Institutions

- Ministries
- Parliament Libraries
- Korea Energy Economics Institute (KEEI)
- Izmir Development Agency, Turkey
- National Development Council, Taiwan
- The Government of the Netherlands (10+ ministries)

Countrywide Access

- Germany
- Ghana

Central Banks

- Belgium
- Germany
- Hungary
- India
- Iran
- Mexico
- Pakistan
- Philippines
- Russian Federation
- Sri Lanka
- Thailand
- Uganda
- Vanuatu

Academic Institutions

- Bilkent University
- Harvard University
- Higher School of Economics at Moscow
- Johns Hopkins University
- Keio University
- McGill University
- Massachusetts Institute of Technology (MIT)
- Pennsylvania State University
- Princeton University
- Shanghai University of Finance & Economics
- University of Delhi
- University of Melbourne
- University of South Africa
- University of Torino
- Waseda University
- Yale University
- Zayed University

IGOs and NGOs

- Asian Development Bank
- Asian Infrastructure Investment Bank (AIIB)
- Caribbean Development Bank
- East African Development Bank (EADB)
- Inter-American Development Bank (IDB)
- Islamic Development Bank
- European Commission
- Korea Development Institute
- Norwegian Agency for Development and Cooperation (NORAD)
- OECD
- Pacific Islands Forum Secretariat
- 10+ United Nations Agencies

Why Should My Library Subscribe?

SUPERIOR DISCOVERY & ACCESS

- Content **indexed** in **Google** and **Search and Discovery services**
- **Multiple browse and filtering options** to access documents and 50+ key indicators from *World Development Indicators (WDI)*
- Robust full text **quick and advanced search**
- **Chapter and article level access**

PREMIUM TOOLS FOR USERS

- **Multiple formats:** PDF, ePub, Full-Text HTML with downloadable tables and figures allowing for reading without downloading
- **Citation exporting options**
- **Reference linking**
- **Integrated eReader**
- Personal accounts for **saving search results, alerts and favorites**
- **Recommended Readings and Case Studies**
- **Contextual information** with links to World Bank resources

FIRST-RATE CONTENT

- One of the most comprehensive collections on international development
- *eLibrary includes the complete collection of World Bank formal publications* and journals articles from *World Bank Economic Review* and *World Bank Research Observer* **since the 1990s**, reports, working papers, and key indicators from *WDI*
- **Authoritative content** written by World Bank experts
- **Trusted** by 550+ top academic institutions, international and governmental agencies, central banks, think tanks, corporations, and NGOs

BENEFITS FOR LIBRARIANS & ADMINISTRATORS

- **MARC Records** and **KBART** files
- **COUNTER-5 compliant reports** and **SUSHI**
- Authentication via **IP** and **OpenAthens**
- Easy off-campus access with **Google CASA**
- **Open URL/link resolver**
- Institutional **Branding**
- **Perpetual use** of all downloaded content
- Free **training and dedicated customer service**

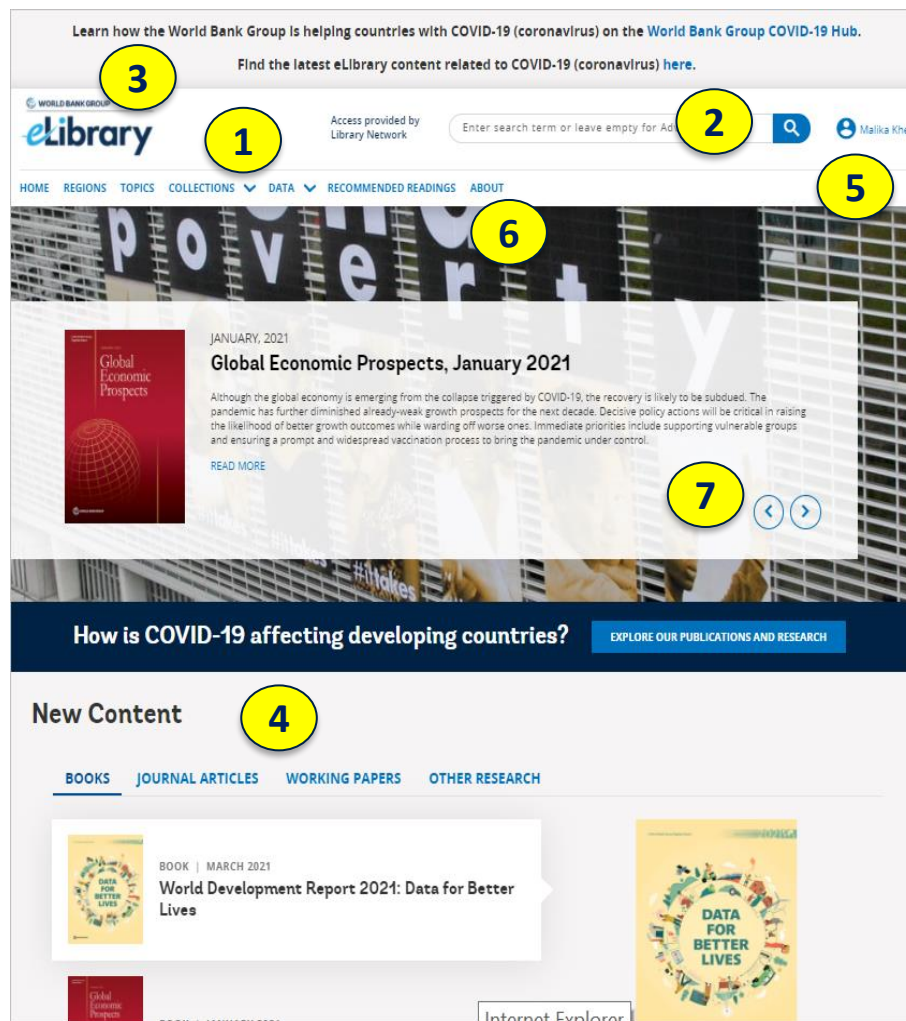
Homepage

Easy access to content

- 1) Top navigation bar for **Browsers options**:
Regions, Countries, Topics, Collections, Data, Recommended Readings
- 2) **Full-Text Quick and Advanced searches**
- 3) **COVID related content**
- 4) **New Content**

And more:

- **Forthcoming Content**
- **Popular Content**



Easy access to tools/services

- 5) Register to enable **personalization features and retrieve content you need** : Favorites, Saved searches, Content Alerts and Search Alerts
- 6) **About** to access training and promotional material and T&C
- 7) Check the **Carousel** for announcements such as new titles or features

And more:

- **News** section features announcements and events

Multiple Browse Options

- 6 Regions
- 180+ Countries
- 28 topics
- 7 curated Recommended Readings
- Case Studies by Region and Topic

The screenshot displays the World Bank eLibrary homepage with several navigation options highlighted by yellow arrows:

- Regions:** A sidebar on the left titled "Regions" with a yellow arrow pointing to it. It lists "Africa" and "Latin America & Caribbean".
- Browse Content by Topic:** A central section titled "Browse by Topic" with a yellow arrow pointing to it. It features a grid of topic cards: "Agriculture" (with a tractor image), "Communities & Human Settlements" (with a rubble image), "Culture & Development" (with a city street image), and "Education" (with a chalkboard image).
- Recommended Readings:** A section on the right titled "Recommended Readings" with a yellow arrow pointing to it. It includes a list of topics such as "Climate Change and Development", "Conflict and Development", "Gender Economics", "Microfinance", "Monitoring and Evaluation", "Power and Energy", "Sustainable Urban Development", and "Women and Children's Health".
- Case Study Quick Links:** A section on the right titled "Case Study Quick Links" with a yellow arrow pointing to it. It provides links for "Case Studies by Region" (Africa, Middle East and North Africa, Latin America and Caribbean, Europe and Central Asia, East Asia and Pacific, South Asia) and "Case Studies by Topic" (Energy, Finance and Financial Sector Development, Private Sector Development, Environment, Macroeconomics and Economic Growth, See all case studies).

Contextual Information for Region, Country and Topic Browse

Africa

Home / Regions / Africa

The Africa Region is defined by the World Bank as comprising the following low-income and middle-income countries.

Links

World Bank Regional Page: <http://www.worldbank.org/en/region/afr>
World Bank Data: <http://data.worldbank.org/region/SSA>
World Bank Blog: <http://blogs.worldbank.org/africacan>

World Development Indicators

Income level: Aggregates

1.106	Total Population	1.751	GDP (current US\$)
billion (2019)		trillion (2019)	
1,540	GNI per capita	61	Life expectancy at birth
(2019)	(current US\$)	in 2018	

1) Contextual information:

- Flags
- Links to relevant World Bank resources

2) Key indicators from *World Development Indicators*

3) Link to full data set

Côte d'Ivoire

Home / Region / Côte d'Ivoire

Côte d'Ivoire is part of the World Bank Africa Region. For more information see the links below.

Links

World Bank Country Page: <http://www.worldbank.org/en/country/cotedivoire>
World Bank Data: <http://data.worldbank.org/country/cote-divoire>

World Development Indicators

Income level: Lower middle Income

25.717	Total Population	58.539	GDP (current US\$)
million (2019)		billion (2019)	
2,290	GNI per capita	57	Life expectancy at birth
(2019)	(current US\$)	in 2018	

VIEW MORE DATA

Agriculture

Home / Topics / Agriculture

VIEW MORE DATA

About this Topic

In the 21st century, agriculture and rural development remain fundamental for economic growth, poverty reduction, and environmental sustainability. Growth in the agriculture sector is two to four times more effective in raising incomes among the poorest compared to other sectors.

Links

World Bank Agriculture and Food Topic Page
World Bank Agriculture and Rural Development Data

Browse results

About the Data

50+ indicators from World Development Indicators (WDI) available across 6 regions and 200+ economies from the 1960s

The screenshot shows the World Bank eLibrary interface. At the top, the 'eLibrary' logo is on the left, and 'Access provided by Library Network' is on the right. A search bar contains the text 'life expectancy'. Below the logo, a yellow arrow points to the 'DATA' link in the navigation menu. Another yellow arrow points to the search bar. The search results are displayed under the heading 'Search Results'. On the left, a list of countries with their life expectancy values for 2018 is shown: Papua New Guinea (64 years), Cambodia (70 years), Paraguay (74 years), Kazakhstan (73 years), and Solomon Islands (73 years). A yellow arrow points to the 'Paraguay 74 years (2018)' entry. On the right, a blue circle highlights the text '1 - 20 of 13294 result for "life expectancy"'. Below this, there are options to 'Refine Search', 'Download Citations', 'Get Citation Alert', and 'Add to Favorites'. At the bottom, there is a section for 'Life Expectancy at Birth and Lifetime Education and' with authors/editors listed: Mohammad Mainul Hoque, Elizabeth M. King, and Claudio.

Access Data from:

- Search results when available
- Regions/Country browse/page
- Data Tab

Views

- **Country view** displays all indicators across that country
- **Indicator view** displays that indicator across all countries

Updated monthly

Data Functionalities

Life expectancy at birth (years)

Home / World Development Indicators 1960-2019

Notes

Source: (1) United Nations Population Division. World Population Prospects: 2019 Revision, or derived from male and female life expectancy at birth from sources such as: (2) Census reports and other statistical publications from national statistical offices, (3) Eurostat: Demographic Statistics, (4) United Nations Statistical Division. Population and Vital Statistics Reprot (various years), (5) U.S. Census Bureau: International Database, and (6) Secretariat of the Pacific Community: Statistics and Demography Programme.

Definition: Life expectancy at birth indicates the number of years a newborn infant would live if prevailing patterns of mortality at the time of its birth were to stay the same throughout its life.

SELECT YEARS

DOWNLOAD AS CSV

CREATE CITATION

South Asia

2014

2016

2018

Afghanistan

Bangladesh

Bhutan

India *

Sri Lanka

Maldives

Nepal *

Pakistan *

North America

The World Bank. (2021). Life expectancy at birth (years) [World Development Indicators 1960-2019]. Based on data set released 2021-03-17 and accessed 2021-03-29 at <https://elibrary.worldbank.org/action/showDataView?indicator=SP.DYN.LE00.IN>. Terms of use <https://www.worldbank.org/en/about/legal/terms-of-use-for-datasets>

Select Years

<input type="checkbox"/> 1960	<input type="checkbox"/> 1968	<input type="checkbox"/> 1976	<input type="checkbox"/> 1984	<input type="checkbox"/> 1992	<input type="checkbox"/> 2000	<input type="checkbox"/> 2008	<input checked="" type="checkbox"/> 2016
<input type="checkbox"/> 1961	<input type="checkbox"/> 1969	<input type="checkbox"/> 1977	<input type="checkbox"/> 1985	<input type="checkbox"/> 1993	<input type="checkbox"/> 2001	<input type="checkbox"/> 2009	<input type="checkbox"/> 2017
<input type="checkbox"/> 1962	<input type="checkbox"/> 1970	<input type="checkbox"/> 1978	<input type="checkbox"/> 1986	<input type="checkbox"/> 1994	<input type="checkbox"/> 2002	<input type="checkbox"/> 2010	<input checked="" type="checkbox"/> 2018
<input type="checkbox"/> 1963	<input type="checkbox"/> 1971	<input type="checkbox"/> 1979	<input type="checkbox"/> 1987	<input type="checkbox"/> 1995	<input type="checkbox"/> 2003	<input type="checkbox"/> 2011	<input type="checkbox"/> 2019
<input type="checkbox"/> 1964	<input type="checkbox"/> 1972	<input type="checkbox"/> 1980	<input type="checkbox"/> 1988	<input type="checkbox"/> 1996	<input type="checkbox"/> 2004	<input type="checkbox"/> 2012	<input type="checkbox"/> 2020
<input type="checkbox"/> 1965	<input type="checkbox"/> 1973	<input type="checkbox"/> 1981	<input type="checkbox"/> 1989	<input type="checkbox"/> 1997	<input type="checkbox"/> 2005	<input type="checkbox"/> 2013	
<input type="checkbox"/> 1966	<input type="checkbox"/> 1974	<input type="checkbox"/> 1982	<input type="checkbox"/> 1990	<input type="checkbox"/> 1998	<input type="checkbox"/> 2006	<input checked="" type="checkbox"/> 2014	
<input type="checkbox"/> 1967	<input type="checkbox"/> 1975	<input type="checkbox"/> 1983	<input type="checkbox"/> 1991	<input type="checkbox"/> 1999	<input type="checkbox"/> 2007	<input type="checkbox"/> 2015	

SELECT ALL

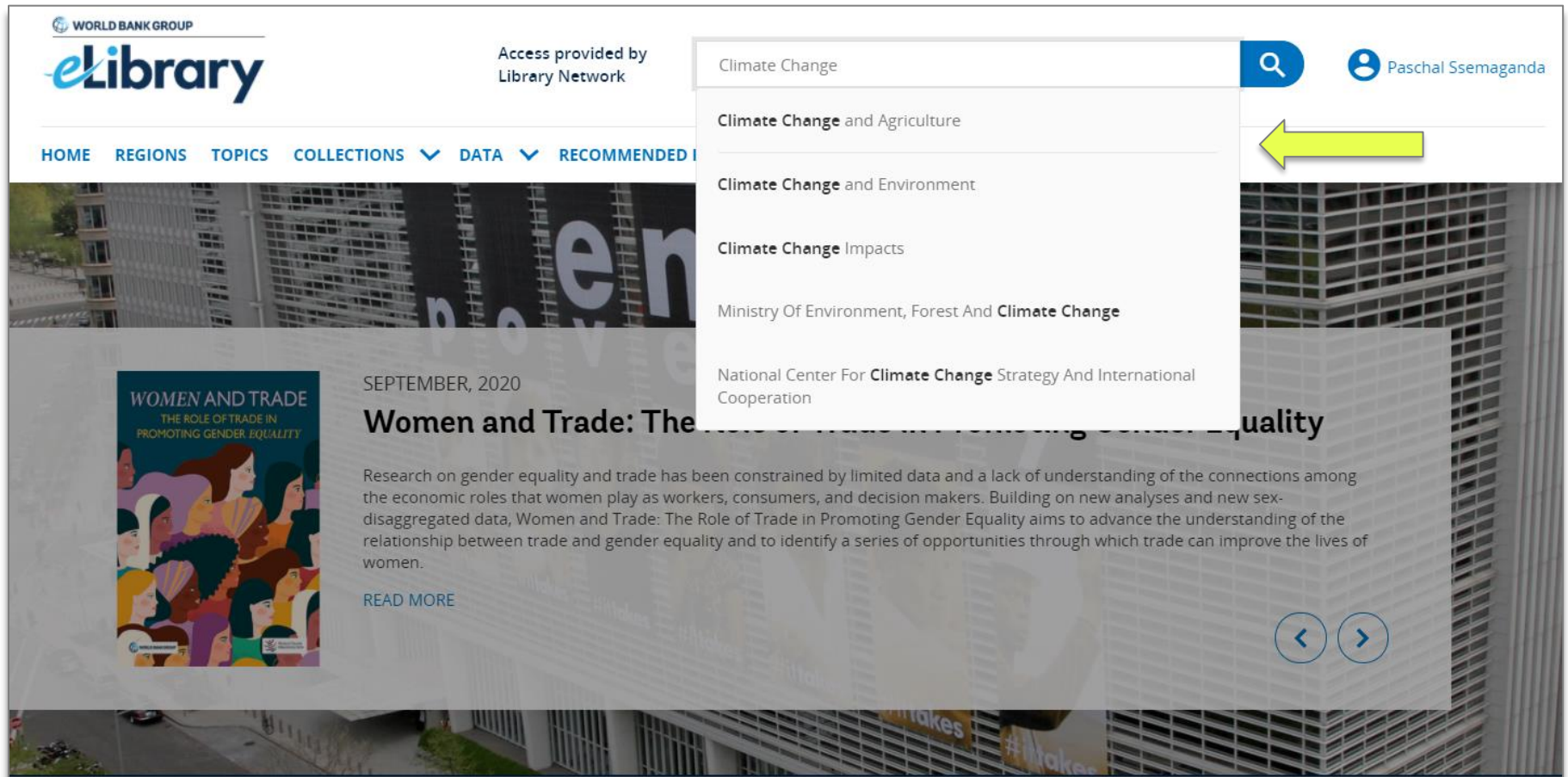
FILTER

CLEAR SELECTION

CANCEL

- “Select Years” to customize view
- Download as CSV to manipulate data
- Create Citation for automatically creating citation
- Dynamic URLs to save views
- Hyperlinked labels to switch views between indicators and economies/countries

Predictive Search



The screenshot displays the World Bank eLibrary interface. At the top, the 'WORLD BANK GROUP' logo and 'eLibrary' branding are visible, along with the text 'Access provided by Library Network'. The navigation bar includes links for HOME, REGIONS, TOPICS, COLLECTIONS, DATA, and RECOMMENDED. A search bar in the top right corner contains the text 'Climate Change', and a dropdown menu lists several related topics: 'Climate Change and Agriculture', 'Climate Change and Environment', 'Climate Change Impacts', 'Ministry Of Environment, Forest And Climate Change', and 'National Center For Climate Change Strategy And International Cooperation'. A yellow arrow points to the search bar. Below the navigation bar, a featured article titled 'Women and Trade: The Role of Trade in Promoting Gender Equality' is displayed, dated 'SEPTEMBER, 2020'. The article's abstract discusses the challenges of research on gender equality and trade, and the goal of the publication is to advance the understanding of the relationship between trade and gender equality. A 'READ MORE' link is provided. The background of the page features a large image of a modern building with a grid-like facade.

WORLD BANK GROUP
eLibrary
Access provided by
Library Network

HOME REGIONS TOPICS COLLECTIONS DATA RECOMMENDED

Climate Change

- Climate Change and Agriculture
- Climate Change and Environment
- Climate Change Impacts
- Ministry Of Environment, Forest And Climate Change
- National Center For Climate Change Strategy And International Cooperation

SEPTEMBER, 2020
Women and Trade: The Role of Trade in Promoting Gender Equality

Research on gender equality and trade has been constrained by limited data and a lack of understanding of the connections among the economic roles that women play as workers, consumers, and decision makers. Building on new analyses and new sex-disaggregated data, Women and Trade: The Role of Trade in Promoting Gender Equality aims to advance the understanding of the relationship between trade and gender equality and to identify a series of opportunities through which trade can improve the lives of women.

[READ MORE](#)

Search & Search Results

1) Quick Search

2) Advanced Search

3) **Filter** by Content Type, Publications Date, Language, Topic, Region, Country, Author and Keyword

4) **Batch functionalities** that apply to all search results

5) Use **Save Search** to set up Alerts when new content meets your research requirements or rerun your searches easily

6) View **Full Abstract** and **hyperlinked metadata** for related Regions, Countries, Topics and Keywords

7) **Easy access to multiple formats** (PDF, ePub, Full-Text HTML), **References** and **Supplemental Material** when available

The screenshot shows the World Bank eLibrary search results page for the query "girls education". The page is annotated with numbered callouts 1 through 7, highlighting key features:

- 1**: Search bar at the top right.
- 2**: Login/Register link at the top right.
- 3**: Content Type filter on the left sidebar.
- 4**: Refine Search dropdown on the left sidebar.
- 5**: Save search and RSS links at the top right of the results section.
- 6**: Download Citations, Get Citation Alert, Add to Favorites, and Email buttons.
- 7**: Sort by: Relevance dropdown on the right side of the results section.

The search results show 1 - 20 of 4230 results for "girls education". The first result is "What We Learn about Girls' Education from Interventions that Do Not Focus on Girls" by David K. Evans and Fei Yuan, published in July 2019. The second result is "Effects Over The Life Of A Program : Evidence From An Education Conditional Cash Transfer Program For Girls" by Esha Chhabra, Fatima Najeeb, and Dhushyanth Raju, published in December 2019. The third result is "Sierra Leone Economic Update, June 2020" by the World Bank, published in June 2020.

Advanced Search

[HOME](#) [REGIONS](#) [TOPICS](#) [COLLECTIONS](#) [DATA](#) [RECOMMENDED READINGS](#) [ABOUT](#)

[ADVANCED SEARCH](#) [SEARCH HISTORY](#) [SAVED SEARCHES](#)

Anywhere ▾

Enter Search term +

Topic

Choose topic ▾

Region

Choose region ▾

Country

Choose country ▾

Content-Type

Choose content-type ▾

Publication Date

☒ All Dates

☐ Last

Select ▾

☐ Custom Range

Month ▾

Year ▾

To

Month ▾

Year ▾

SEARCH

Search Tips

Boolean searches

You can use the Boolean Operators AND, OR, and NOT within search fields. By default, an AND relationship is assumed between search terms unless another operator is specified.

Searching for authors

To search for multiple authors, separate each author name with either AND or OR. Using AND will search for content that has been co-authored by the authors. Using OR will search for content that has been authored by either of the authors.

Searching for phrases

Enclose your search term with quotation marks to search for an exact match of that phrase. Without quotation marks, articles including all of the search terms somewhere in the article will be listed. For example, searching for "civil war" will find articles containing that exact phrase.

Wildcards

Use a question mark (?) in a search term to represent any one character and use an asterisk (*) to represent zero or more characters. For example, searching for

Abstract Page

1) Multiple formats and reader: PDF, ePub, chapters in PDF and Full-Text HTML, and supplemental materials when available

2) Easy access to Figures, References, Recommended and Details with hyperlinked related topics and keywords for dynamic search, Copyright, and Altmetric score for social media tracking

The screenshot shows the abstract page for the World Development Report 2020. Annotations include: a yellow circle '1' around the 'View Chapters' link; a yellow circle '2' around the 'DETAILS' tab; a yellow arrow pointing to the breadcrumb 'World Development Report 2020: Trading for Development in the Age of Global Value Chains'; a yellow arrow pointing to the 'REFERENCES' tab; a yellow arrow pointing to the 'EPUB' download button; a yellow arrow pointing to the 'ADD TO FAVORITES' button; and a yellow arrow pointing to the 'FACEBOOK' share button.

Home / [World Development Report](#) / World Development Report 2020: Trading for Development in the Age of Global Value Chains

You have access | WORLD DEVELOPMENT REPORT | 10 OCT 2019

World Development Report 2020: Trading for Development in the Age of Global Value Chains

Authors/Editors: World Bank

<https://doi.org/10.1596/978-1-4648-1457-0>

View Chapters **1** PDF (19.3 MB) | Other Formats | Tools | Share

Abstract:

Global value chains (GVCs) powered the surge of international trade for almost half of all trade. This shift enabled an unprecedented economic convergence as poorer countries grew rapidly and began to catch up with richer countries.

Since the 2008 global financial crisis, however, the growth of trade has been sluggish and the expansion of GVCs has stalled. Meanwhile, serious threats have emerged to the model of trade-led growth. New technologies could draw production closer to the consumer and reduce the demand for labor. And trade conflicts among large countries could lead to a retrenchment or a segmentation of GVCs.

World Development Report 2020: Trading for Development in the Age of Global Value Chains examines whether there is still a path to development through GVCs and trade. It concludes that technological change is, at this stage, more a boon than a curse. GVCs can continue to boost growth, create better jobs, and reduce poverty provided that developing countries implement

2 FIGURES REFERENCES RECOMMENDED DETAILS

Published: October 2019
ISBN: 978-1-4648-1457-0
e-ISBN: 978-1-4648-1495-2

Copyright & Permissions

Related Topics

- International Economics & Trade
- Macroeconomics and Economic Growth
- Private Sector Development
- Social Protections and Labor

Keywords

Multiple Formats and Integrated eReader

- Integrated **eReader** to improve your reading and research experience
- Start reading right away without waiting for download to complete
- Responsive layout for mobile devices

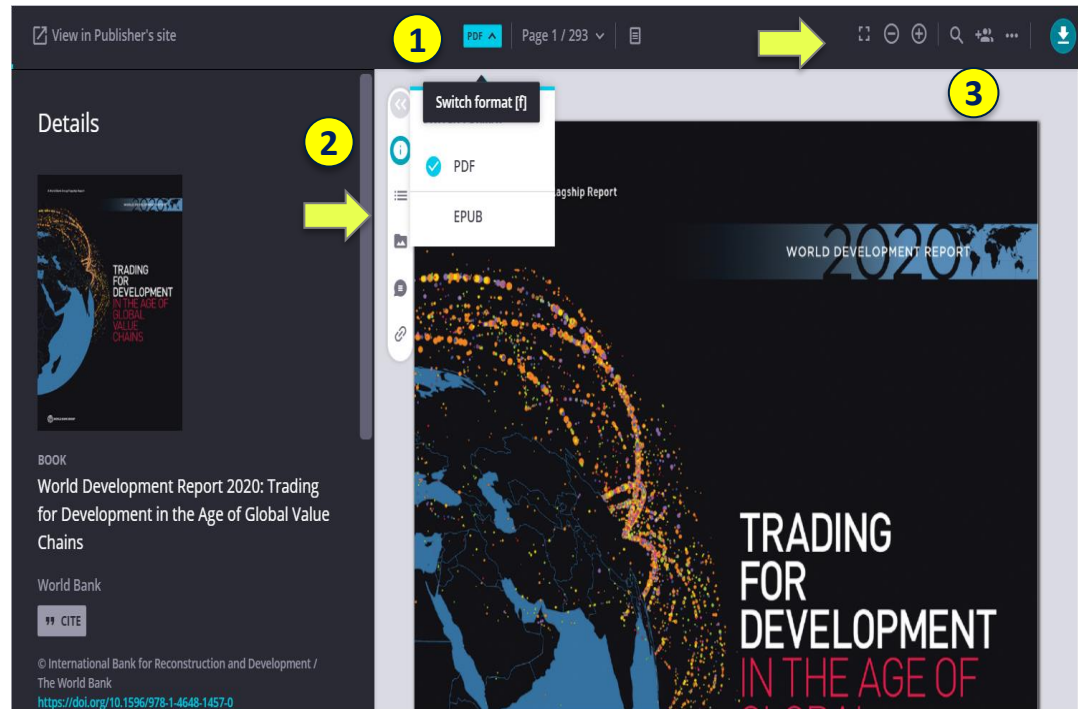
1) Choose **PDF or ePub** and the eReader will launch automatically

2) Top right hand-side menu

- In-Document Search
- Print, Save for offline reading when not connected to the internet
- Download

3) Left hand-side horizontal menu

- Publication information
- Outline/Full Table of Contents for easy browsing and reading
- Links to References and Cited By
- Automatically saves your location, allowing you to pick-up where you left off



Read Chapters Online Using Full-Text HTML

Home / World Development Report / World Development Report 2020: Trading for Development in the Age of Global Value Chains

You have access | WORLD DEVELOPMENT REPORT | 10 OCT 2019

World Development Report 2020: Trading for Development in the Age of Global Value Chains

Authors/Editors: World Bank
<https://doi.org/10.1596/978-1-4648-1464-1>
[View Chapters](#)

Abstract:

Global value chains (GVCs) for almost half of all traded countries grew rapidly and since the 2008 global financial expansion of GVCs has stalled growth. New technological demand for labor. And trade segmentation of GVCs.

World Development Report examines whether there is technological change is, a growth, create better jobs deeper reforms to promote policies; and all countries

Front Matter

Authors/Editors: World Bank
 Pages: i-xix
<https://doi.org/10.1596/978-1-4648-1464-1>

Overview

Authors/Editors: World Bank
 Pages: 1-10
<https://doi.org/10.1596/978-1-4648-1464-1>
[Preview Abstract](#)

The New Face of Trade

Authors/Editors: World Bank
 Pages: 12-35
<https://doi.org/10.1596/978-1-4648-1464-1>

Figures

Figure 2.1 Countries specializing in limited manufacturing rely on low labor costs, and countries

Figure B2.2.1 What explains backward and forward GVC participation?

- Low-skilled labor lowers backward GVC participation, while endowments of natural resources and
- Controlling for institutional factors

- Read online without downloading
- Easy navigation within chapters using Tables of Contents on the left-hand side, and from one chapter to another using the previous and next chapter button at the bottom of the page
- Figures: Enlarge, scroll through and save all figures and tables within the chapter from the full-text or the Figures section
- Access to Reference links

Citation Exporting

Home / World Development Report / World Development Report 2020: Trading for Development in the Age of Global Value Chains

You have access | WORLD DEVELOPMENT REPORT | 10 OCT 2019

World Development Report 2020: Trading for Development in the Age of Global Value Chains

Download Citations

If you have the appropriate software installed, you can download article citation data to the citation manager software from the list below and click Download.

For more information or tips please see 'Downloading to a citation manager' in the Help menu.

Format

- ☒ RIS (ProCite, Reference Manager)
- ☐ EndNote
- ☐ BibTex
- ☐ Medlars
- ☐ RefWorks

Direct import ☒

Tips for downloading citations

[DOWNLOAD ARTICLE CITATION DATA](#)

Download article citation data for:

World Development Report 2020: Trading for Development in the Age of Global Value Chains
World Bank
World Development Report. November 2019

PDF (19.3 MB) | Other Formats | [Tools](#) | Share

ADD TO FAVORITES
 [DOWNLOAD CITATIONS](#)
 TRACK CITATIONS

covered the surge of international trade after the 1970s oil price shock. This shift enabled an unprecedented economic convergence, poor countries began to catch up with richer countries.

crisis, however, the growth of trade has been sluggish and the recovery has been uneven. Meanwhile, serious threats have emerged to the model of trade-led growth. Globalization could draw production closer to the consumer and reduce the costs of trade. Conflicts among large countries could lead to a retrenchment or a

Reference Linking (HMTL/Full Text)

- **References** are available from the Full-Text view and the PDF
- Links in the **References tab** take users to the original source when the CrossRef or Google Scholar links appear

The screenshot illustrates the process of finding and linking to a full-text article from a document's reference list. On the left, a sidebar lists document sections: ABSTRACT, KEY FINDINGS, ECONOMIC GROWTH, EMPLOYMENT, NOTES, POVERTY AND SHARED PROSPERITY, NOTES (highlighted with a yellow arrow), DISTRIBUTION OF GAINS, THE GENDER GAP, and TAXATION. The main content area shows a list of references: a. Atkin (2016), b. Li (2018), c. Blanchard and Olney (2017), and d. Li (2019). A yellow arrow points from the first reference to a panel on the right titled 'REFERENCES'. This panel lists the article: Atkin, David. 2016. "Endogenous Skill Acquisition and Export Manufacturing in Mexico." American Economic Review 106 (8): 2046-85. Below the title are links for 'CROSSREF' and 'GOOGLE SCHOLAR'. A second yellow arrow points from these links to a browser window showing the full-text article on the American Economic Association's website. The browser window displays the article title, author (David Atkin), volume and issue information (VOL. 106, NO. 8, AUGUST 2016), and a button to 'Download Full Text PDF (Complimentary)'. A scatter plot is visible in the bottom left of the document view, showing the 'expenditure poverty rate, 2004-14 (%)' on the y-axis (ranging from -40 to 60) against an unlabeled x-axis. The plot contains numerous green data points and a blue downward-sloping trend line.

Reference Linking (PDF)

View in Publisher's site

PDF Page 23 / 38

Links

REFERENCES CITED BY

UNCTAD (United Nations Conference on Trade and Development). 2013. *World Investment Report 2013: Global Value Chains: Investment and Trade for Development*. Geneva: United Nations.

CROSSREF

UNCTAD (United Nations Conference on Trade and Development). 2015. *World Investment Report 2015: Reforming International Investment Governance*. Geneva: United Nations.

CROSSREF

Van den Broeck, Goebele and Miet Maertens. 2017. "Does Off-Farm Wage Employment Make Women in Rural Senegal Happy?" *Feminist Economics* 23 (4): 250-75.

CROSSREF

There are, of course, many possible explanations for the observed global decline in the so-called labor share with GVCs contributing 0.6 percentage point (figure 3.17, panel b). Similarly, global integration, particularly

Figure 3.17 GVCs have contributed to the declining labor share within countries

a. Labor share by country income group, 1995–2011

Year	High-income (%)	Lower-middle-income (%)
1995	57.0	51.0
1997	56.5	52.5
1999	57.0	53.0
2001	57.0	52.5
2003	56.0	52.0
2005	55.0	50.0
2007	54.5	50.5
2009	55.5	51.5
2011	45.0	40.0

b. Factors contributing to labor share decline

Factor	Contribution (Percentage points)
Total	-2.1
World demand	-0.5
Domestic within-industry factors	-1.0
GVCs	-0.6

Source: WDR 2020 team, using data from OECD's TiVA database.

Note: In panel a, the green line plots the labor share in 29 advanced economies, and the blue line plots the labor share in 34 developing economies. In panel b, the decomposition explores the contribution of world demand, domestic within-industry factors, and GVCs to the total percentage point decline in the average labor share of 63 developed and developing economies between 1995 and 2011. V is the diagonal matrix of the share of value added in gross output; B is the Leontief inverse; and Y is the diagonal matrix of final goods and services produced in a country and sold worldwide. The results are obtained from three counterfactual exercises to decompose the relative contribution of each component by asking what the contribution to the observed overall changes in labor share would be if only domestic within-industry factors (V), GVCs (B), or world demand (Y) are allowed to change over time. The decomposition

Admin portal: Manage your subscription

The screenshot shows the eLibrary Admin portal. The top navigation bar includes the eLibrary logo, a search bar, and a user profile dropdown with 'My Account' and 'Logout' options. The main content area is titled 'My Account' and is divided into two sections: 'MY ACCOUNT' and 'INSTITUTIONAL ADMINISTRATION'. The 'MY ACCOUNT' section includes links for 'Personal Details', 'Redeem Voucher', 'Alerts', 'Favorites', and 'Saved Searches'. The 'INSTITUTIONAL ADMINISTRATION' section includes links for 'Usage Reports', 'IP Ranges', 'Shibboleth', 'Link Resolver', 'Trusted Proxy Server Setup', 'Manage Administrators', 'Co-Branding', and 'KBART And MARC Records'. The 'PERSONAL INFORMATION' form on the right includes fields for Title, First Name, Last Name, Email, Phone, Job Title, Organization, and Job Function. It also has a 'Change Password' link and a 'Reset Two Factor Authentication' section. A reCAPTCHA widget is at the bottom.

Login to your Admin Account to:

- Run **COUNTER-compliant usage reports**
- Authentication/Access: update your **IPs, Proxy IP** or set-up **Shibboleth**
- Download **MARC** and **KBART** files
- Institutional **Branding**

Personal Account: Manage your content

Create a **personal account** and take advantage of *eLibrary* tools to easily **manage and create content that meets your interests**

The screenshot shows the 'My Account' page with several sections and a table. Yellow arrows highlight specific areas:

- MY ACCOUNT** (Sidebar)
- MANAGE ALERTS** (Section header)
- NEW CONTENT ALERTS** (Tab)
- FAVORITES** (Section header)
- SAVED SEARCHES** (Section header)

BOOK SERIES ALERTS

Publication Title	Select	Action
Atlas of Sustainable Development Goals From World Development Indicators	<input type="checkbox"/>	
COVID-19 Affects Everyone but Not Equally	<input type="checkbox"/>	
Leveraging Urbanization in South Asia: Moving from Growth to Prosperity and Livability	<input type="checkbox"/>	
Spatial Transformation for Prosperity and Livability	<input type="checkbox"/>	
Shock Waves: Managing the Impacts of Climate Change on Poverty	<input type="checkbox"/>	
Sovereign Debt and the Financial Crisis	<input type="checkbox"/>	

SAVED SEARCHES

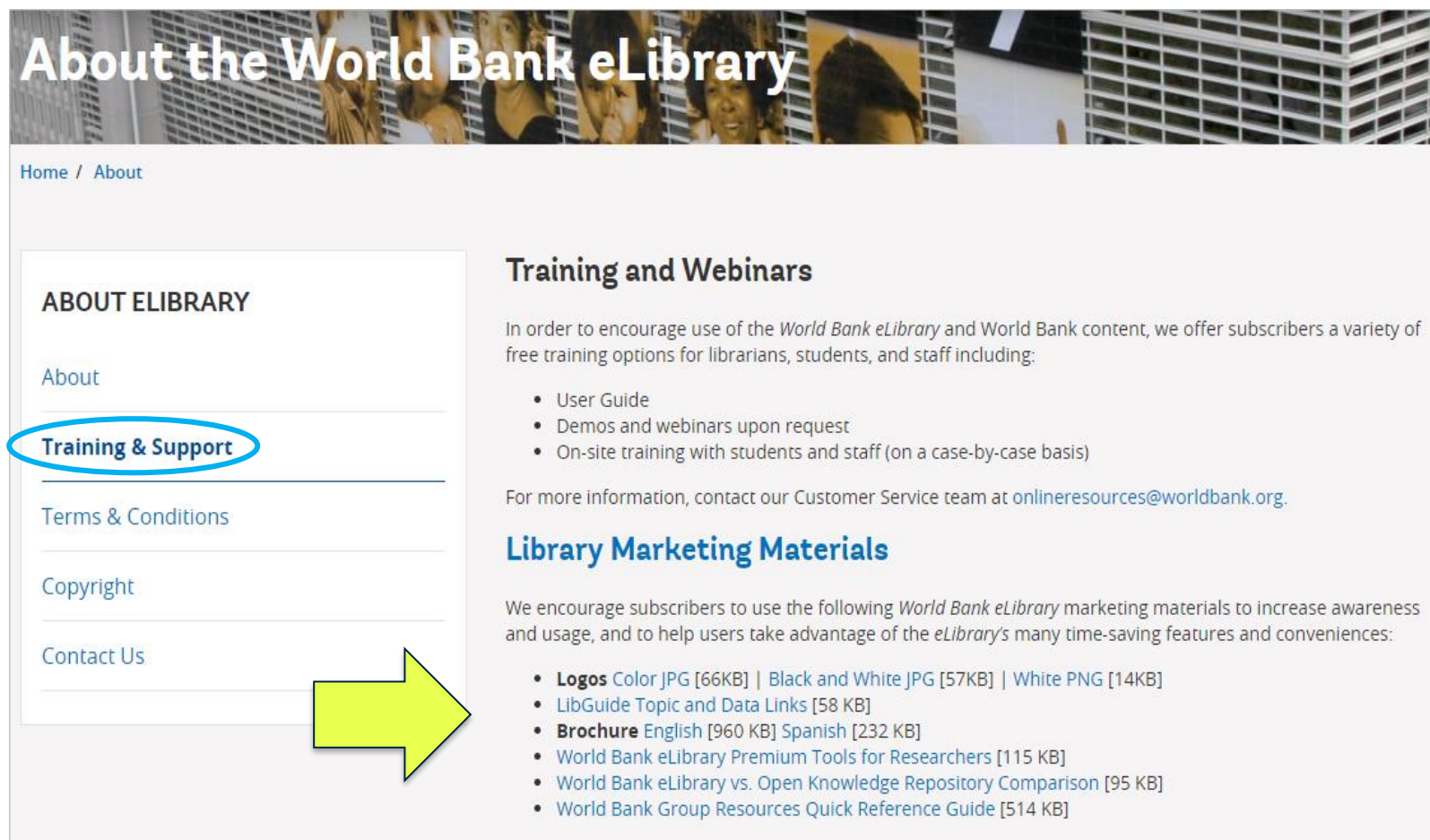
Saved Search Name	Alert	Saved on	Last run on	Run	Delete
India	Weekly	Aug 27, 2018	Mar 29, 2021	Run	
French Translation	Monthly	Feb 23, 2016	Oct 27, 2020	Run	
Motorcycle Cambodia	Monthly	Sep 21, 2020	Sep 21, 2020	Run	
India & China	Weekly	Sep 14, 2017	Sep 1, 2020	Run	
Czech Republic	Never	Feb 22, 2016	Oct 27, 2019	Run	

Login to your **Personal Account** to:

- Update personal account details and **change password**
- Set-up **New Content, Citation and Topic Alerts**
- **Manage Favorites**
- Access and re-run **Saved Search**

Training, Support & Marketing Material

elibrary.worldbank.org/training



About the World Bank eLibrary

Home / About

ABOUT ELIBRARY

- About
- Training & Support**
- Terms & Conditions
- Copyright
- Contact Us

Training and Webinars

In order to encourage use of the *World Bank eLibrary* and World Bank content, we offer subscribers a variety of free training options for librarians, students, and staff including:

- User Guide
- Demos and webinars upon request
- On-site training with students and staff (on a case-by-case basis)

For more information, contact our Customer Service team at onlineresources@worldbank.org.

Library Marketing Materials

We encourage subscribers to use the following *World Bank eLibrary* marketing materials to increase awareness and usage, and to help users take advantage of the *eLibrary's* many time-saving features and conveniences:

- **Logos** Color JPG [66KB] | Black and White JPG [57KB] | White PNG [14KB]
- LibGuide Topic and Data Links [58 KB]
- **Brochure** English [960 KB] Spanish [232 KB]
- World Bank eLibrary Premium Tools for Researchers [115 KB]
- World Bank eLibrary vs. Open Knowledge Repository Comparison [95 KB]
- World Bank Group Resources Quick Reference Guide [514 KB]

Contact and Subscription Information

CONTACT INFORMATION

Malika Khek Vannier

International Sales and Marketing Lead

mkhek@worldbankgroup.org or onlineresources@worldbank.org

+1 202 473 8597

SUBSCRIPTION INFORMATION

- Institutional subscriptions only
- Subscription cycle:
 - ✓ 12-month subscription (calendar or rolling)
 - ✓ Partial year ending December 31
- Prices are based on total number of FTE / authorized users and institution type (e.g. non-profit, academic, corporate)
- Geographic & consortia discounts available
- Subscribe through your preferred subscription agent, your library consortium or contact us directly