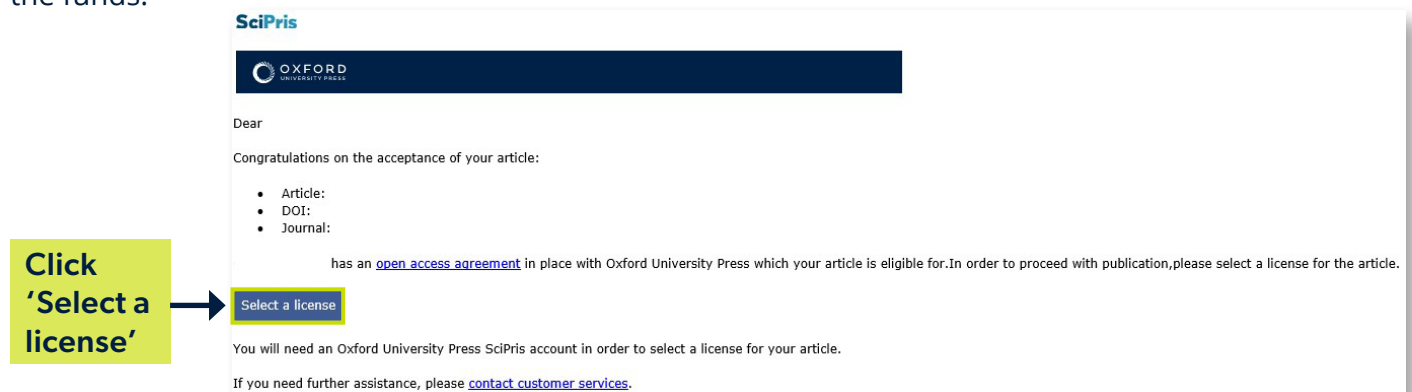


Read and Publish Agreement Author Guide

1. Once your article has been peer-reviewed and accepted for publication, you will receive an email which contains a link to the Online Licensing and Payments System, SciPris.

SciPris will check your institutional affiliation and article type to determine if you are eligible to use the funds.



Click 'Select a license'

SciPris

OXFORD UNIVERSITY PRESS

Dear [REDACTED]

Congratulations on the acceptance of your article:

- Article:
- DOI:
- Journal:

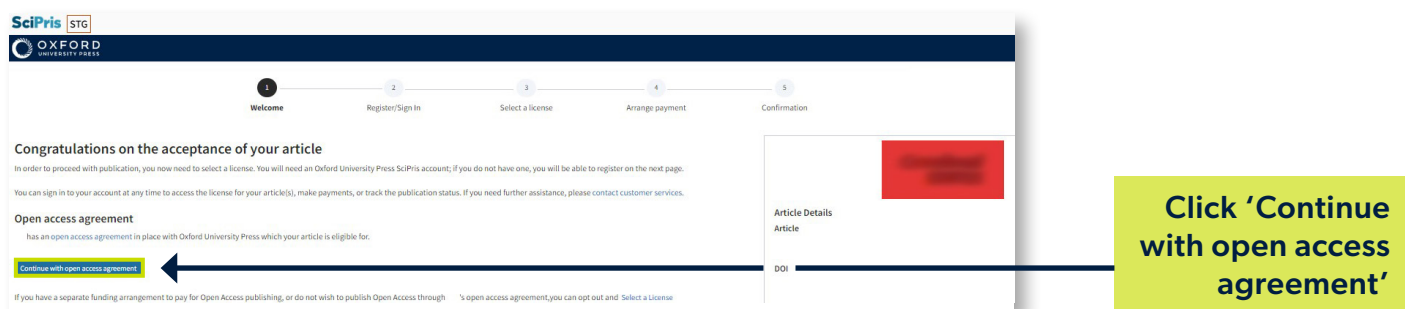
[REDACTED] has an [open access agreement](#) in place with Oxford University Press which your article is eligible for. In order to proceed with publication, please select a license for the article.

Select a license

You will need an Oxford University Press SciPris account in order to select a license for your article.

If you need further assistance, please [contact customer services](#).

2. Proceed to request use of the Read and Publish Agreement funds.



SciPris STG

OXFORD UNIVERSITY PRESS

Welcome Register/Sign in Select a license Arrange payment Confirmation

Congratulations on the acceptance of your article

In order to proceed with publication, you now need to select a license. You will need an Oxford University Press SciPris account; if you do not have one, you will be able to register on the next page. You can sign in to your account at any time to access the license for your article(s), make payments, or track the publication status. If you need further assistance, please contact customer services.

Open access agreement

[REDACTED] has an open access agreement in place with Oxford University Press which your article is eligible for.

Continue with open access agreement

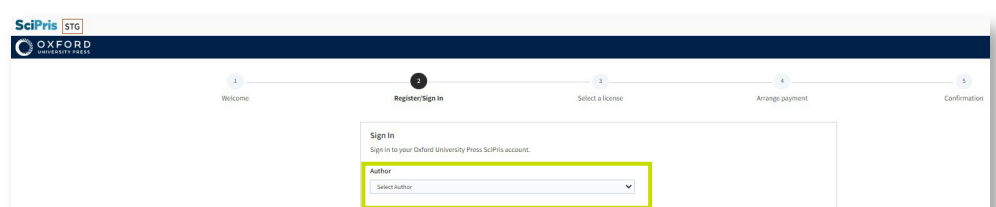
Article Details

Article [REDACTED]

DOI [REDACTED]

Click 'Continue with open access agreement'

3. Sign in and create an account if you don't have one. (This is not the same system you used to submit your article to the journal.)



SciPris STG

OXFORD UNIVERSITY PRESS

Welcome Register/Sign in Select a license Arrange payment Confirmation

Sign in

Sign in to your Oxford University Press SciPris account.

Author

Select Author

4. The license options are displayed. You won't see any prices because you aren't required to make a payment.

The screenshot shows the 'Select a license' step in the SciPris workflow. The progress bar at the top indicates the current step is 3, 'Select a license'. Below the progress bar, there are instructions and a list of license options. A yellow callout box points to the license selection area with the text 'Select a license and click 'I accept''. To the right, there are two checked checkboxes: 'I confirm I have read and agree to the terms and conditions of this license...' and 'I acknowledge that I am requesting to use my institution's agreement...'. A blue 'I accept' button is highlighted with a yellow box.

Select a license and click 'I accept'

- I confirm I have read and agree to the terms and conditions of this license and agree my signature exchanged by digital electronic means is intended to authenticate the agreement and will have the same validity, force and effect as a manual signature.
- I acknowledge that I am requesting to use my institution's agreement to cover this charge and that my eligibility is based on information provided – if that information is incorrect, I may need to arrange payment via another method.

I accept

5. Send the request for review.

The screenshot shows the 'Arrange payment' step in the SciPris workflow. The progress bar at the top indicates the current step is 4, 'Arrange payment'. Below the progress bar, there are instructions and a 'Submit request' button highlighted with a yellow box. To the right, there are article details including 'Article Details', 'Article', 'DOI', and 'Manuscript category'.

Submit request

6. View your dashboard or sign out.

The screenshot shows the 'Confirmation' step in the SciPris workflow. The progress bar at the top indicates the current step is 5, 'Confirmation'. Below the progress bar, there is a message: 'Your request for payment has been sent. An email has been sent to [redacted] to request payment of the charge through their open access agreement. Your will receive an email when your [redacted] has accepted or declined this request. Go to your SciPris account dashboard.' A yellow callout box points to the 'Sign out' button with the text 'Don't forget to sign out'.

Don't forget to sign out

Sign out

academic.oup.com/journals/pages/librarians/read-publish-agreements

For questions about Read and Publish, please email openaccess@oup.com.

